



# Specter In-Track Adapter

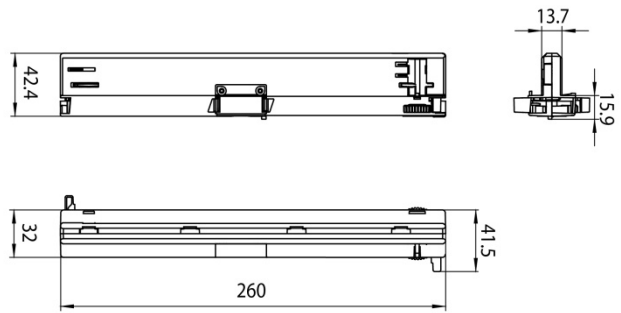
## GA-9409-900-35-DA-3-YY



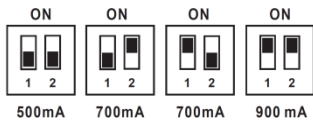
<b>Adapter</b>	Stucchi 9409-DRI-SM/
<b>Compatible track system</b>	-NA Globaltrac pro -Concord -Eutrac 25101 -Hoffmeister -IG STD 677 -Ivela -Stucchi -Unipro T3
<b>LED Driver Specification</b>	120-277 V, 500-700-900 mA (DIP Switch) (See the page2-4)
<b>Dimming</b>	DALI Dimming

### Mechanical

\* Dimension in metrics



### Installation Notes



1. Select the right current

2. Install with nipple

3. Insert wire

4. Mount with cover



### Example Fixture



## 1. Input - specification

	Units	Minimum	Typical	Maximum	Notes
Input Voltage Range(Vin)	Vac	108	120-277	304	
Input Frequency Range	Hz	50	60	63	
Input Power	W		44		
Power Factor(PF)		0.9	>0.9		From 100% to 80% of rated power
Input Current	A	-	-	0.36A@120VAC 0.16A@277VAC	
Inrush Current	A	Meet NEMA 410 requirements			See the inrush current information
Total Harmonics Distortion (THD)				20%	At nominal input voltage and nominal LED voltage
Efficiency		-	>85%	-	Efficiency is measured after driver has thermally stabilized + full load
Isolation	Meet UL1310/UL8750 for class 2 isolation power supply				

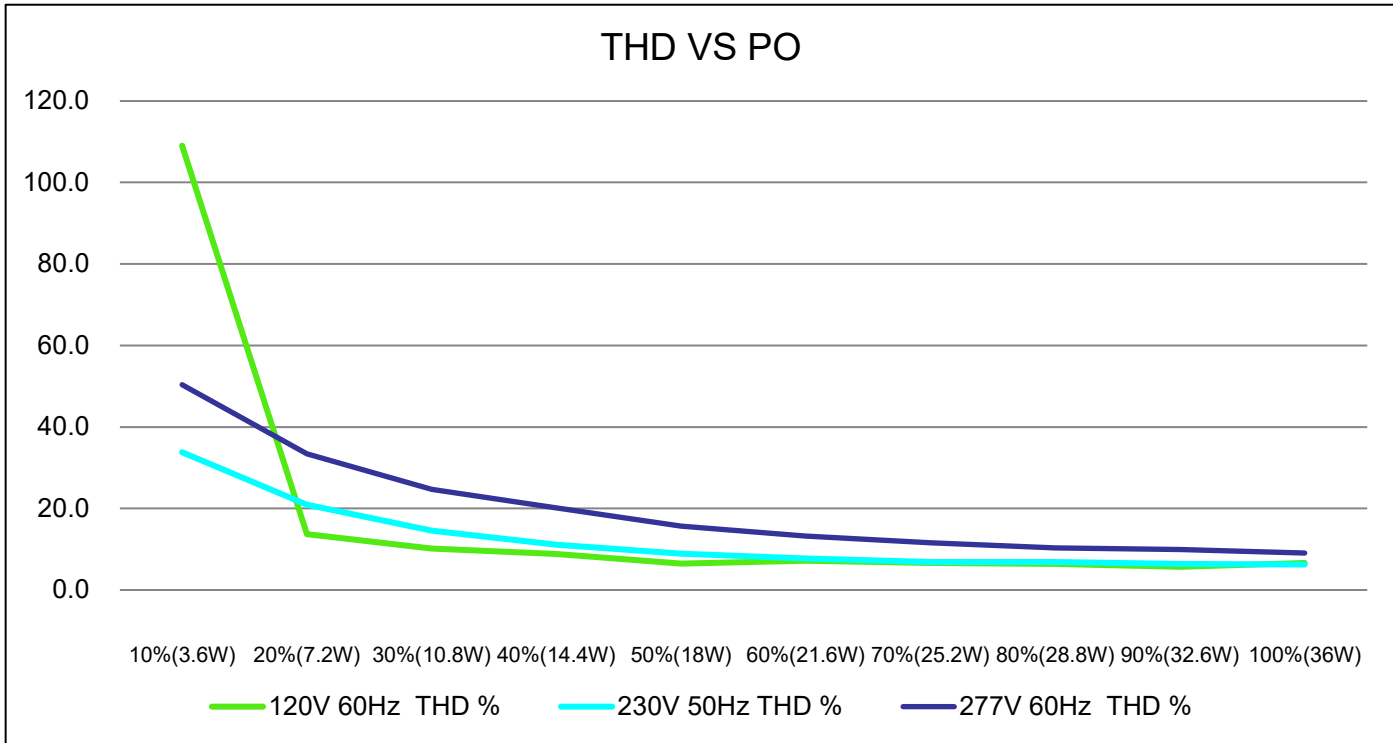
## 2. Output - specification

	Units	Minimum	Typical	Maximum	Notes
Output Voltage(Volt)	Vdc	15		40	
Output Current(Iout)	mA		500-700-900		
Output Current Tolerance	%		±3		
Output Ripple Current	< 30% peak-to-peak of 500-700-900 mA				<p>≤20% pk-to-pk of the rated output current for all models with Vout max ≥40V</p> <p>≤50% pk-to-pk of the rated output current for all models with Vout max ≤40V</p> <p>At nominal LED voltage and nominal input voltage without dimming</p>
Dimming Range	%	3%		100%	Please refer to Dimmer compatibility list
Star-up Time	ms		350-400		<ul style="list-style-type: none"> <li>Measured at the Maximum load and normal input voltage.</li> <li>Complies with California title 24 and Energy star® luminaire specification.</li> </ul>
Isolation	Meet UL1310/UL8750 for class 2 isolation power supply				
Operation Case Temperature	°C	-30		80C	
Audible Noise	dB	< 24dB Class A			

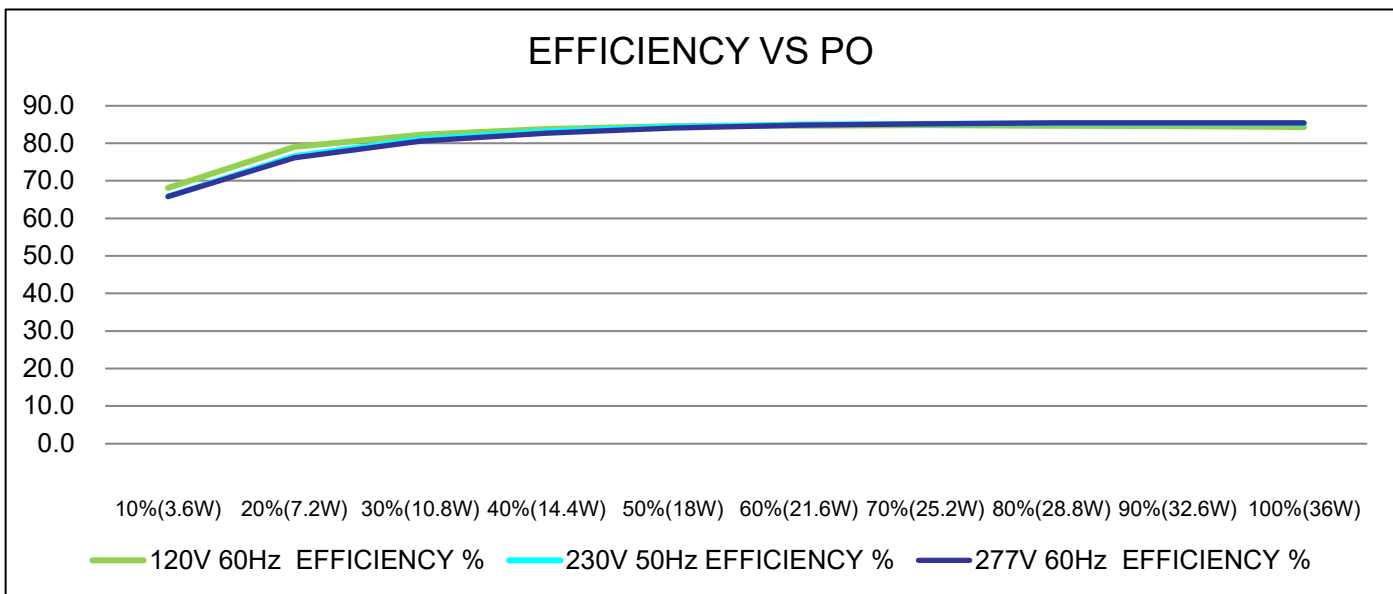
## 3. EMC / Protection / Compliance

Conducted and Radiated EMI		FCC CFR Title 47 Part 15 Class B and EN55015(CISPR 15) Class B compliant			
Immunity Compliance	ESD (Electrostatic Discharge)	IEC61000-4-2	6 kV contact discharge, 8 kV air discharge, level 3		
	Electrical Fast Transient	IEC61000-4-4	±2 kV on AC power port for 1 minute, ±1kV on signal/control lines		
	Surge	IEC61000-4-5	±2kV line to line/±2kV line to earth on AC power port, ±0.5kV for outdoor cables		
Transient Protection	Ring Wave		ANSI/IEEE c62.41-1-2002 & c62.41-2-2002 category A, 2.5kV ring wave		

## THD of the driver VS Power Output (W) :

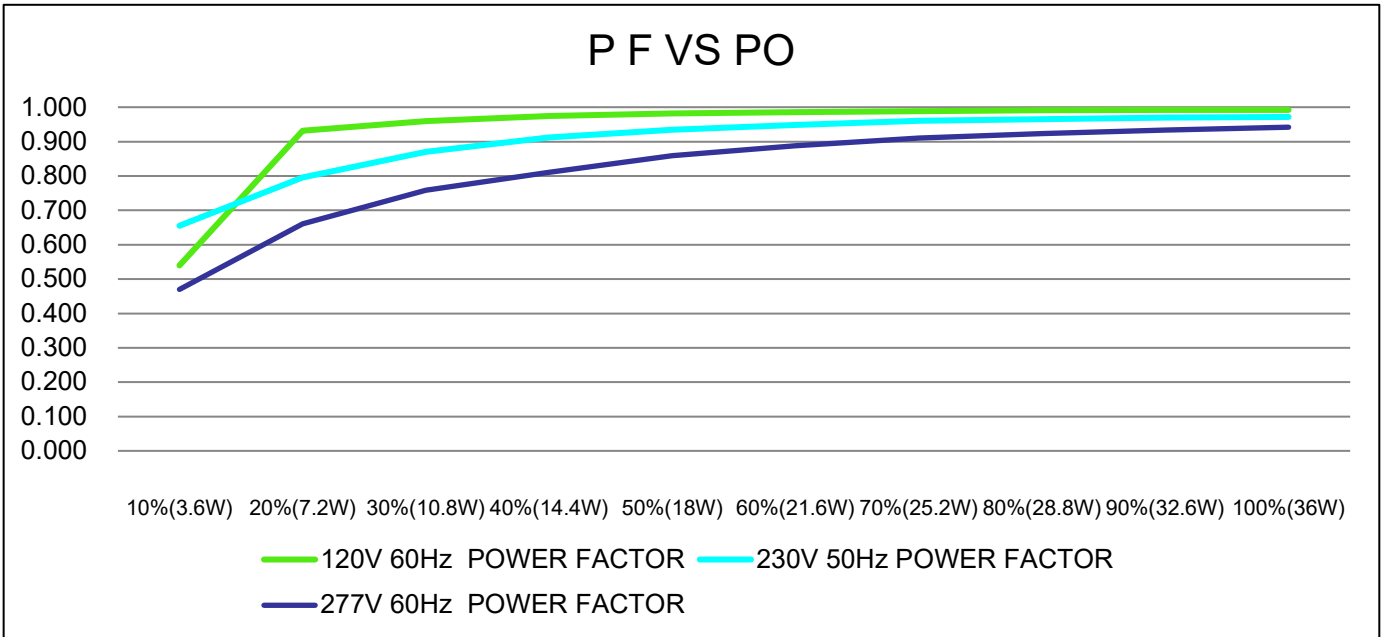


## Efficiency of the driver VS Power Output (W) :



# Electrical Specifications

## Power Factor VS Power Output (W):

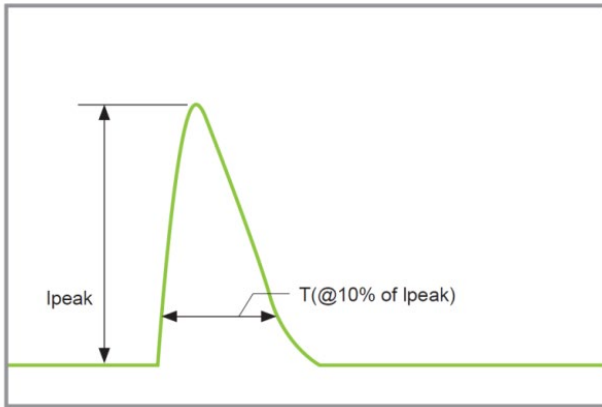


**Macron Associate Co. – Power Supply Team**

NO.352, Perng-Yi Road, Taiping, Taichung, Taiwan 411

TEL: 886-4-22708357 FAX: 886-4-22767307 Email: [macron@macrongroup.com](mailto:macron@macrongroup.com)

# Inrush Current Information

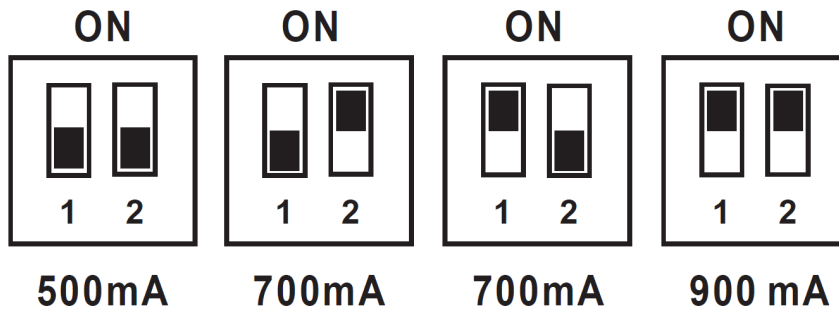


Current	Vin	Ipeak	T(@10% of Ipeak)	Input Capacitance
900mA	120 Vrms	3.5A	104 $\mu$ s	49 $\mu$ F/ 0.487 $\mu$ F
	277 Vrms	4A	188 $\mu$ s	15 $\mu$ F/ 0.487 $\mu$ F
700mA	120 Vrms	3.3A	92 $\mu$ s	38 $\mu$ F/ 0.487 $\mu$ F
	277 Vrms	4A	140 $\mu$ s	12 $\mu$ F/ 0.487 $\mu$ F
500mA	120 Vrms	3.5A	96 $\mu$ s	27 $\mu$ F/ 0.487 $\mu$ F
	277 Vrms	4.2A	160 $\mu$ s	8 $\mu$ F/ 0.487 $\mu$ F

## Current Settings :

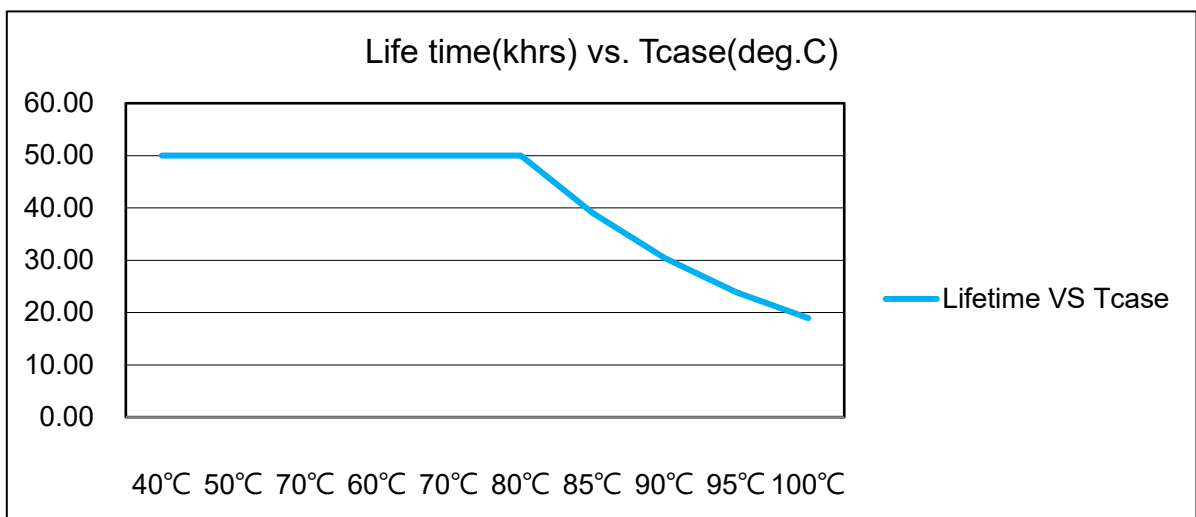
LED Current Tolerance over temperature and component variations is  $\leq 5\%$  at any level.

The output current of the driver can be adjusted using the two dip switches provided on the top of the driver. The below pictures shows the switch positions required to set the current to different levels.



The driver will be shipped out of factory with both switches set to ON (900mA).

## Lifetime VS Tcase of Driver



Macron Associate Co. – Power Supply Team

NO.352, Perng-Yi Road, Taiping, Taichung, Taiwan 411

TEL: 886-4-22708357 FAX: 886-4-22767307 Email: macron@macrongroup.com